



TS 1500SE

Industrial heavy duty Wet & Dry vacuum cleaner

Suction unit

The suction is provided by a suction unit of the side channel blower type, manufactured in Germany by Rietschle, with direct coupling between the fan and the motor shaft and no transmission system. It is thus completely maintenance free, fit for round-the-clock 24 hours duty, very silent and provides outstanding suction performances; a safety thermal switch cuts off the motor in case of overheating. The control board is placed inside a casing, in a safe position at the back, and includes two independent ON and OFF switches (protection IP55), a safety emergency stop button and a soft start device, to reduce the amp drawing when starting the motor. A safety cartridge filter, placed between the motor and the main filter, protects the motor from contact with dust in case of dust accidentally passing through the main filter; a vacuum indicator enables constant checking of the suction performance, and detecting possible clogging of the filter. A pressure relief valve protects the motor from overheating in case of clogging of the filter or other blockings in the suction system; a diffuser filter reduces the speed and noise of the air on the exhaust outlet.

Filter unit

The filter is placed and protected inside the steel filter chamber; the polyester star filter provides a filter surface of 50,000 cm², and high filtration efficiency (class L, 3 micron). A manual filter shaker enables the user to clean the filter efficiently, by a vertical shaking movement, so as to detach most of the dust and maintain the filter clean, in order to increase its life and maintain the suction performance of the machine. The tangential aluminium die-cast suction inlet (Ø80 mm. diameter), placed below the filter, makes it possible to vacuum at the same time dust, solid and liquid material (the latter only within the capacity of the container), with no need to change or take out the filter. A cyclone welded inside the filter chamber conveys most of the dust directly in the container, and protects the filter from cutting or tearing.

Collection unit

The vacuumed material is placed inside a drop-down bin mounted on wheels (160 litres capacity), which makes it possible to dispose easily and safely of the sucked material, if need be collecting it directly into a plastic bag.

The vacuum is mounted on a sturdy steel chassis with two pivoting wheels, one of which with brakes; all metal parts of the vacuum are epoxy painted.

規格表 Technical data sheet


MODEL - TS 1500 SE		
電壓(三相)	Volts HZ	380-480 60
動力	KW Hp	12.6 14.7
最大額定靜壓	mm.H2O	4,686
最大風量	M3/h	620
濾網過濾面積 (star filter)	cm2	50,000
過濾效果	CAT BIA Micron	L ➤ 3
集塵桶容量	Lt.	160
吸入口	∅	80
噪音值	dB(A)	76
馬達防護等級	IP	55
尺寸	cm.	85 x 120
高度	cm.	190
重量	kg	350

* Measured with fully closed suction inlet

** Measured with fully open suction inlet



* 濾網型式



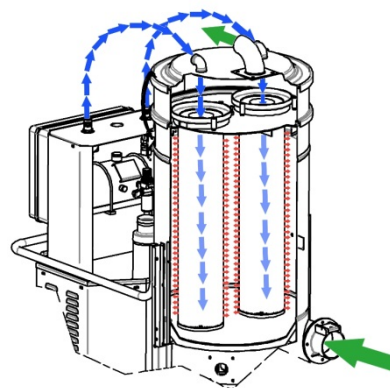
* 採用德國製造- Rietschle雙段鼓風機
搭配西門子馬達

Il costruttore si riserva il diritto di modificare dati e caratteristiche indicate senza obbligo di preavviso.

The manufacturer reserves the right to change technical data without notice

選購配件 Options

Cod	Description
M	Filter for fine dust - class M 一般濾網，等級M 適用，>1um
H	AbAbsolute filter (BIA certified) with efficiency 99,995% particle size 0,18 µm standard EN 1822 多加裝HEPA(高效率濾網，BIA認證)，在粉塵為0.18um時有99.995%的過濾效果(依EN 1822標準)
PTFE	PTFE coated filter class M, 鐵氟龍塗層濾網，等級M 適用，>1um
ANT	Antistatic filter 抗靜電濾網
ANT M	Antistatic filter class M 抗靜電濾網，等級M 適用，>1um
X	Stainless steel collection tank 集塵筒 改不銹鋼材質
XX	Stainless steel tank and filter chamber 集塵筒與過濾桶 改不銹鋼材質
MT	Earth grounding 接地
PN	Reverse alternated air pulse cleaning 手搖除塵裝置改自動脈沖型



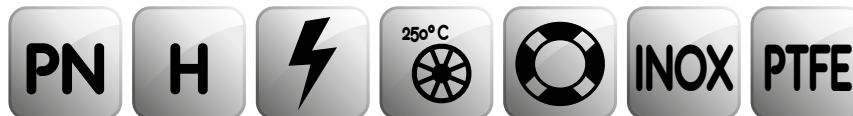
*手搖除塵裝置改自動脈沖型

TS HD | TS 1500 SE

Principali settori applicativi / Main application fields



Opzioni / Options



Aspiratore industriale trifase ad alta potenza.


- Potente e performante anche in applicazioni gravose
- Doppia turbina in serie per altissime prestazioni di depressione
- Ideale per aspirazione di materiali densi e pesanti
- Valvola limitatrice di vuoto

Heavy duty three phase industrial vacuum.

- Powerful and suitable for heavy duty applications*
- Serial impeller motor for outstanding water lift performance*
- Suitable for removal and transport of thick, heavy materials*
- Integrated pressure relief valve*

Tensione / Voltage	Volt	400
Potenza / Power	KW	11
Depressione massima / Water lift max.	mm H ₂ O	6.000
Depressione in continuo / Water lift cont.	mm H ₂ O	4.400
Portata d'aria massima / Air flow max.	m ³ /h	520
Superficie filtrante / Filter surface	cm ²	50.000
Classe filtrazione / Filter efficiency class	CAT BIA	L
Diametro bocchettone / Suction inlet	mm	80
Capacità contenitore / Tank volume	Lt	160
Livello sonoro / Noise level	dB(A)	76
Dimensioni / Dimensions	cm	85 x 120 x 190 h

TS INDUSTRIAL | TS HD



1. Contenitore a sgancio / Detachable container
2. Ingresso tangenziale più ciclone di abbattimento polveri / Tangential suction inlet plus internal cyclone
3. Filtro di ampia superficie / Wide pocket filter
4. Filtro di sicurezza opzionale / Optional safety cartridge filter
5. Filtro diffusore / Diffuser filter
6. Silenziatore / Silencer
7. Pannello elettrico di accensione e spegnimento / Electrical on-off switch
8. Ruote robuste industriali / Industrial heavy duty wheels
9. Soffiante a canale laterale / Quality side channel blowers
10. Vacuometro per rilevamento efficienza filtro / Vacuum gauge to detect filter efficiency

Alcune caratteristiche sono opzionali per alcune macchine / Some features are optional for some machines

Principali settori applicativi / Main application fields



Opzioni / Options



Aspiratore industriale trifase per polveri - solidi - liquidi.

- Potente e maneggevole
- Motore idoneo a servizio continuativo 24h/7, esente da manutenzione
- Alta superficie ed efficienza di filtrazione
- Robusto, compatto e maneggevole
- Contenitore a sgancio
- Kit accessori Ø 50 compreso

Three phase industrial vacuums for solid - dust - liquids.

- Powerful and mobile
- Maintenance free motor, suitable for 24h/7 continuous duty
- High filtration surface and efficiency
- Sturdy, powerful and mobile
- Detachable collection bin
- Accessory kit Ø 50 included

Tensione / Voltage	Volt
Potenza / Power	KW
Depressione massima / Water lift max.	mm H ₂ O
Portata d'aria massima / Air flow max.	m ³ /h
Superficie filtrante / Filter surface	cm ²
Classe filtrazione / Filter efficiency class	CAT BIA
Diametro bocchettone / Suction inlet	mm
Capacità contenitore / Tank volume	Lt
Livello sonoro / Noise level	dB(A)
Dimensioni / Dimensions	cm